

Short Product Catalogue

ΣΥΝΟΠΤΙΚΟΣ ΚΑΤΑΛΟΓΟΣ ΠΡΟΪΟΝΤΩΝ

Valves
Pipes
Flanges
Fittings



BUREAU VERITAS
Certification



ΙΩΑΝΝΗΣ ΓΙΟΞΑΣ ΚΑΙ ΣΥΝΕΡΓΑΤΕΣ Α.Ε.
Αιτωλικού 23Α, 185 45 Πειραιάς
ΕΛΛΑΔΑ

Το Bureau Veritas Certification πιστοποιεί ότι το Σύστημα Διαχείρισης του ανωτέρω οργανισμού έχει αξιολογηθεί και καλύπτει τις απαιτήσεις των παρακάτω προτύπων διαχείρισης συστημάτων

Πρότυπα

ISO 9001:2008
Αντικείμενο Πιστοποίησης

ΠΡΟΜΗΘΕΙΑ, ΑΠΟΘΗΚΕΥΣΗ ΚΑΙ ΔΙΑΘΕΣΗ ΧΑΛΥΒΔΙΝΩΝ, ΚΡΑΜΑΤΙΚΩΝ ΚΑΙ ΑΝΟΞΕΙΔΩΤΩΝ ΣΩΛΗΝΩΝ, ΕΞΑΡΤΗΜΑΤΩΝ ΣΩΛΗΝΩΣΕΩΝ, ΦΛΑΝΤΖΩΝ ΚΑΙ ΚΡΟΥΝΟΕΙΔΩΝ ΓΙΑ ΒΙΟΜΗΧΑΝΙΚΕΣ, ΝΑΥΤΙΛΙΑΚΕΣ ΚΑΙ ΔΙΥΛΙΣΤΗΡΙΑΚΕΣ ΕΦΑΡΜΟΓΕΣ.

Ημερομηνία έναρξης κύκλου πιστοποίησης: **03 Οκτωβρίου 2014**

Με την προϋπόθεση ότι το Σύστημα Διαχείρισης της εταιρείας θα συνεχίσει να λειτουργεί ικανοποιητικά, το πιστοποιητικό λήγει στις: **02 Οκτωβρίου 2017**

Ημερομηνία Αρχικής Πιστοποίησης: **03 Οκτωβρίου 2014**

Αρ. Πιστοποιητικού: **GR14.1728Q** Αρ. Έκδοσης 1, Ημερ. Αναν. **03 Οκτωβρίου 2014**


N. ΤΡΙΛΙΖΑΣ

Διεύθυνση Φορέα Πιστοποίησης:
Brandon House, 180 Borough High Street, London SE1
Τοπικό Γραφείο:
Bureau Veritas Hellas A.E., Αιτωλικού 23, 18545 Πειραιάς

Περισσότερες πληροφορίες σχετικά με το αντικείμενο του πιστοποιητικού και την εφαρμογή του συστήματος διαχείρισης, μπορούν να ζητηθούν. Για να ελέγξετε την ισχύ αυτού του πιστοποιητικού παρακαλώ επικοινωνήστε με το γραφείο μας.

Σελίδα 1 από 1



BUREAU VERITAS
Certification



JOHN GIOXAS & CO. S.A.
23A Etoilikou Str., 185 45 Piraeus
GREECE

Bureau Veritas Certification certify that the Management System of the above organisation has been audited and found to be in accordance with the requirements of the management system standards detailed below

Standards

ISO 9001:2008
Scope of certification

PROCUREMENT, STOCKHOLDING AND SUPPLY OF CARBON STEEL, ALLOY AND STAINLESS STEEL PIPES, FITTINGS, FLANGES AND VALVES FOR INDUSTRIAL, MARINE AND PETROCHEMICAL APPLICATIONS.

Certification cycle start date: **03 October 2014**

Subject to the continued satisfactory operation of the organisation's Management System, this certificate expires on: **02 October 2017**

Original certification date: **03 October 2014**

Certificate No. **GR14.1728Q** Version 1, Revision date: **03 October 2014**


N. TRILIZAS

Certification body address:
Brandon House, 180 Borough High Street, London SE1 1LB, United Kingdom
Local office:
Bureau Veritas Hellas A.E., 23 Etoilikou str., 18545 Piraeus, Greece



008

Further clarifications regarding the scope of this certificate and the applicability of the management system requirements may be obtained by consulting the organisation. To check this certificate validity please call: +30 210 4063000

Page 1 of 1



INTRO

With more than 60 years of experience JOHN GIOXAS & Co SA is recognized in Marine and Industry as a trade company with experienced staff specialized in procurement, representing, stockholding and supply of Valves, Pipes, Fittings and Flanges for Marine and Petrochemical applications.

Further to the above JOHN GIOXAS & Co SA offers a complete program of quality components to companies as: shipbuilding and repair industry, petrochemical and processing industry, oil and gas tank storage, power stations, water and wastewater plants.

We represent recognized brands and our business partners/makers are fully certified by the largest Certification Authorities.

Our expertized team offers product recommendation, consultancy, project-management service and engineering.

Our knowledge and the experience, our stock and the facilities with the service ensure a long-term cooperation with our customers.

ΕΙΣΑΓΩΓΗ

Με περισσότερα από 60 χρόνια εμπειρίας η ΙΩΑΝΝΗΣ ΓΙΟΞΑΣ & ΣΥΝΕΡΓΑΤΕΣ Α.Ε., αναγνωρίζεται στην Ναυτιλία και Βιομηχανία ως μια εμπορική εταιρεία με έμπειρο προσωπικό, εξειδικευμένο στην προμήθεια, αντιπροσώπευση, αποθήκευση και προμήθεια Βανών, Σωλήνων, Εξαρτημάτων και Φλαντζών για εφαρμογές στην Ναυτιλία και σε εταιρείες Πετροχημικών.

Επιπλέον, η ΙΩΑΝΝΗΣ ΓΙΟΞΑΣ & ΣΥΝΕΡΓΑΤΕΣ Α.Ε. προσφέρει ένα πλήρες πρόγραμμα ποιοτικών υλικών σε εταιρείες όπως: ναυπήγησης και επισκευής πλοίων, βιομηχανίας πετροχημικών και επεξεργασίας-αποθήκευσης πετρελαίου και φυσικού αερίου, σταθμών παραγωγής ενέργειας, εγκαταστάσεων επεξεργασίας νερού και λυμάτων.

Αντιπροσωπεύουμε και συνεργαζόμαστε με αναγνωρισμένους κατασκευαστικούς Οίκους πλήρως πιστοποιημένους από τις εγγυρότερες Αρχές Πιστοποίησης, και τα υλικά μας καλύπτονται με όλες τις προβλεπόμενες πιστοποιήσεις.

Η έμπειρη ομάδα μας, προτείνει υλικά, παρέχει συμβουλές για τις εφαρμογές των υλικών, διαχειρίζετε πακέτα υλικών Έργων/Project και υποστηρίζει σε όλο το φάσμα υλοποίησης του Έργου (προσφορά, προμήθεια, τεκμηρίωση).





Η γνώση και η εμπειρία μας, τα αποθέματα και οι εγκαταστάσεις μας σε συνδυασμό με τις υπηρεσίες μας, εξασφαλίζουν μακρόχρονη συνεργασία με τους πελάτες μας.




CONTENTS
ΠΕΡΙΕΧΟΜΕΝΑ





PAGE	DESCRIPTION
4-6	DIN/EN FLANGED & WAFER VALVES
7	DIN/EN THREADED BRONZE VALVES
8	DIN/EN VARIOUS/SPECIAL VALVES
9-11	ANSI-ASME-API VALVES
12-14	MARINE BRONZE VALVES acc. JIS specifications
15	MARINE CAST IRON VALVES acc JIS specs
16-17	MARINE CAST STEEL & FORGED STEEL VALVES acc. JIS specs
18-19	STAINLESS STEEL VALVES
20	TOMOEE BUTTERFLY VALVES
21	TLV STEAM TRAPS AND CONTROL VALVES
22-23	PIPES, FLANGES, FITTINGS

DIN/EN Flanged & Wafer VALVES

ΚΡΟΥΝΟΕΙΔΗ ΠΡΟΔΙΑΓΡΑΦΩΝ DIN & EN





ITEM	GATE VALVE, SHORT	GATE VALVE, LONG	GATE VALVE, LONG	GATE VALVE , SHORT
CLASS	PN10, CAST IRON	PN10, CAST IRON	PN16, CAST IRON	PN10, CAST STEEL
Code	331201	331205	331203	333241
TYPE				
SPECS & REMARKS	ΒΑΝΑ ΧΥΤΟΣΙΔΗΡΗ ΠΛΑΚΕ DIN flanged Ends Inside Screw Stem Short F to F: EN558-1/14 Body: Cast Iron GJL-250 Trims: Bronze Rg5	ΒΑΝΑ ΧΥΤΟΣΙΔΗΡΗ ΟΒΑΛ DIN flanged Ends Inside Screw Stem Long F to F: EN558-1/15 Body: Cast Iron GJL-250 Trims: Bronze Rg5	ΒΑΝΑ ΧΥΤΟΣΙΔΗΡΗ ΟΒΑΛ DIN flanged Ends Inside Screw Stem Long F to F: EN558-1/15 Body: Cast Iron GJL-250 Trims: Bronze Rg5	ΒΑΝΑ ΧΑΛΥΒΔΙΝΗ ΠΛΑΚΕ DIN flanged Ends O.S&Y Short F to F: EN558-1/14 Body: Cast Steel GP240GH Trims: Stainless Steel X20Cr13
SIZE	DN40-DN600	DN40-DN400	DN40-DN400	DN40-DN200





ITEM	RESILIENT GATE VALVE-F4	RESILIENT GATE VALVE-F5	BRONZE GATE VALVE
CLASS	PN16(PN10), DUCTILE IRON	PN16(PN10), DUCTILE IRON	PN16 (PN10 for DN150)
Code	332201	332203	336210
TYPE			
SPECS & REMARKS	ΒΑΝΑ ΕΛΑΣΤΙΚΗΣ ΕΜΦΡΑΞΗΣ DIN flanged Ends DIN3352, Inside Screw Stem Short F to F: EN558-1/14 Body: Ductile Iron GJS400-18LT Trims: Elastomer/BR/SS	ΒΑΝΑ ΕΛΑΣΤΙΚΗΣ ΕΜΦΡΑΞΗΣ DIN flanged Ends DIN3352, Inside Screw Stem Long F to F: EN558-1/15 Body: Ductile Iron GJS400-18LT Trims: Elastomer/BR/SS	ΒΑΝΑ ΟΡΕΙΧΑΛΚΙΝΗ DIN flanged Ends Inside Screw Stem Body: Cast Bronze BS1400-LG2 Ends: Undrilled, Drilled-PN16 (or PN6, PN10, JIS5K, etc)
SIZE	DN40-DN600	DN40-DN600	DN15-DN150





ITEM	GLOBE VALVE	GLOBE VALVE	ANGLE VALVE	ANGLE VALVE
CLASS	CAST IRON, PN16	CAST STEEL, PN40	CAST IRON, PN16	CAST STEEL, PN40
FIG.No	351206	353216	351205	353212
TYPE				
SPECS & REMARKS	ΑΤΜΟΦΡΑΚΤΗΣ ΧΥΤΟΣΙΔΗΡΟΣ Flange: DIN (PN6, PN10, PN16) Bolted Bonnet, OS&Y, F to F: EN558-1, series 1 Body: Cast Iron GJL-250 Trims: St. Steel X20Cr13	ΑΤΜΟΦΡΑΚΤΗΣ ΧΑΛΥΒΔΙΝΟΣ Flange: DIN (PN6, PN10, PN16) Bolted Bonnet, OS&Y, F to F: EN558-1, series 8 Body: Steel C22G2 / GP240GH Trims: St. Steel X20Cr13	ΓΩΝ. ΑΤΜΟΦΡ. ΧΥΤΟΣΙΔΗΡΟΣ Flange: DIN (PN6, PN10, PN16) Bolted Bonnet, OS&Y, F to F: EN558-1, series 1 Body: Cast Iron GJL-250 Trims: St. Steel X20Cr13	ΓΩΝ. ΑΤΜΟΦΡ. ΧΑΛΥΒΔΙΝΟΣ Flange: DIN (PN6, PN10, PN16) Bolted Bonnet, OS&Y, F to F: EN558-1, series 8 Body: Steel C22G2 / GP240GH Trims: St. Steel X20Cr13
SIZE	DN15-DN300	DN15-DN400	DN15-DN300	DN15-DN400

DIN/EN Flanged & Wafer VALVES

ΚΡΟΥΝΟΕΙΔΗ ΠΡΟΔΙΑΓΡΑΦΩΝ DIN & EN





ITEM	SDNR-GLOBE VALVE	SDNR-GLOBE VALVE	SDNR-ANGLE VALVE	SDNR-ANGLE VALVE
CLASS	CAST IRON, PN16	CAST STEEL, PN40	CAST IRON, PN16	CAST STEEL, PN40
Code	351216	353217	351217	353212
TYPE				
SPECS & REMARKS	SCREW-DOWN ΧΥΤΟΣΙΔ.ΙΣΙΟ Flange: DIN (PN6, PN10,PN16) Bolted Bonnet, OS&Y, SDNR F to F: EN558-1,series 1 Body:Cast Iron GJL-250 Trims: St.Steel X20Cr13	SCREW-DOWN ΧΑΛΥΒΔ.ΙΣΙΟ Flange: DIN (PN6, PN10,PN16) Bolted Bonnet, OS&Y, SDNR F to F: EN558-1,series 8 Body:Steel C22G2 / GP240GH Trims: St.Steel X20Cr13	SCREW-DOWN ΧΥΤΟΣ.ΓΩΝΙΑΚΟ Flange: DIN (PN6, PN10,PN16) Bolted Bonnet, OS&Y, SDNR F to F: EN558-1,series 1 Body:Cast Iron GJL-250 Trims: St.Steel X20Cr13	SCREW-DOWN ΧΑΛ.ΓΩΝΙΑΚΟ Flange: DIN (PN6, PN10,PN16) Bolted Bonnet, OS&Y, SDNR F to F: EN558-1,series 8 Body:Steel C22G2 / GP240GH Trims: St.Steel X20Cr13
SIZE	DN15-DN300	DN15-DN400	DN15-DN300	DN15-DN400





ITEM	BELLOW GLOBE VALVE	BELLOW GLOBE VALVE	BELLOW GLOBE VALVE	BRONZE GLOBE VALVE
CLASS	CAST IRON, PN16	DUCTILE IRON, PN25	CAST STEEL, PN40	PN16 (PN10 for DN150)
Code	351225	352202	353201	356210
TYPE				
SPECS & REMARKS	ΑΤΜΟΦΡΑΚΤΗΣ ΦΥΣΟΥΝΑΣ Flange:DIN-PN16, BELLOW SEALED, Rising Stem F to F: EN558-1,series 1 Body:Cast Iron GJL-250 Bellow&Trims: SS-13Cr/Ti	ΑΤΜΟΦΡΑΚΤΗΣ ΦΥΣΟΥΝΑΣ Flange:DIN-PN25 (& PN16) BELLOW SEALED, OS&Y F to F: EN558-1,series 1 Body:DuctileIronGJS400-18-LT Bellow&Trims: SS-13Cr/Ti	ΑΤΜΟΦΡΑΚΤΗΣ ΦΥΣΟΥΝΑΣ Flange:DIN-PN40(PN16&PN25) BELLOW SEALED, OS&Y F to F: EN558-1,series 8 Body:Steel C22G2 / GP240GH Bellow&Trims: SS-13Cr/Ti	ΑΤΜΟΦΡ. ΟΡΕΙΧΑΛΚΙΝΟΣ DIN flanged Ends Inside Screw Stem Body: Cast Bronze BS1400-LG2 Ends: Undrilled, Drilled-PN16 (or PN6, PN10, JIS5K, etc)
SIZE	DN15-DN200	DN15-DN200	DN15-DN200	DN15-DN100



ITEM	BALL VALVE	BALL VALVE	WAFER BALL VALVE	BALL VALVE
CLASS	CAST IRON, PN16	CAST STEEL, PN40	CARBON STEEL, PN40	CARBON STEEL, PN40
FIG.No	371202	373208	373501	373212
TYPE				
SPECS & REMARKS	ΣΦΑΙΡΙΚΟΣ ΚΡΟΥΝΟΣ ΧΥΤΟΣ. Flange:DIN-PN16 2pc Body Construct.,DIN3357 Full Bore, EN 558-1 series 14 Body:Cast Iron GG25 Trims: Stainless Steel/RPTFE	ΣΦΑΙΡΙΚΟΣ ΚΡΟΥΝΟΣ ΧΑΛΥΒΔ. Flange:DIN-PN40 2pc Body Construct.,DIN3357 Full Bore, EN 558-1 series 14 Body:Cast Steel GSC25/C22 Trims: Stainless Steel/RPTFE	ΣΦΑΙΡΙΚΟΣ ΚΡΟΥΝΟΣ WAFER Drilling:DIN-PN40 Compact Body, Full Bore Pressure Rating: PN16 -PN40 Body:Carbon Steel A105 Trims: Stainless Steel/RPTFE	ΣΦΑΙΡΙΚΟΣ ΚΡΟΥΝ ΧΑΛ. LONG Drilling:DIN-PN40 Long Body, Reduced Bore Pressure Rating: PN16 -PN40 Body:Carbon Steel A105 Trims: Stainless Steel/RPTFE
SIZE	DN15-DN200	DN15-DN200	DN15-DN150	DN15-DN150

DIN/EN Flanged & Wafer VALVES

ΚΡΟΥΝΟΕΙΔΗ ΠΡΟΔΙΑΓΡΑΦΩΝ DIN & EN

ITEM	SWING CHECK VALVE	LIFT CHECK VALVE	BALL CHECK VALVE	AXIAL-SPRING CHECK VALVE
CLASS	CAST IRON, PN16	CAST STEEL, PN16 & PN40	DUCTILE IRON, PN16(PN10)	CAST IRON, PN16
Code	421214	423211	421204	421202
TYPE				
SPECS & REMARKS	ΚΛΑΠΕ ΧΥΤΟΣΙΔΗΡΟ Flange: DIN-PN16 Length: EN 558-1 serie 48 Body: Cast Iron EN GJL-20 Trims: Brass/Bronze Option with Counterweight	ΒΑΛΒΙΔΑ ΧΑΛΥΒΔΙΝΗ Flange: DIN-PN40 & PN16 Length: EN 558-1 serie 1 Body: Cast Steel GP240GH Trims: Stainless Steel X20Cr13 Option with Spring	ΑΝΤΕΠΙΣΤΡΟΦΟ ΣΦΑΙΡΑΣ Flange: DIN-PN16 (& PN10) Length: EN 558-1 serie 48 Body: Ductile Iron GJS-400-15 Ball: Nitrile Coated Metal	ΑΝΕΠ.ΦΛΑΝΤΖ. ΕΛΑΤΗΡΙΟΥ Flange: DIN-PN16 Body: Cast Iron EN GJL-20 Trims: Stainless St.+Nitrile With spring and Guiding stem
SIZE	DN15-DN300	DN15-DN200	DN50-DN400	DN50-DN200

ITEM	MEMBRANE CHECK VALVE	FOOT CHECK VALVE	SINGLE PLATE CHECK VALVE	DUAL PLATE CHECK VALVE
CLASS	CAST IRON, PN16	CAST IRON, PN10	WAFER, CI or BC/SS , PN16	WAFER, CI/SS or BC, PN16
Code	422202	421205	421501 & 421503	421506 & 421503
TYPE				
SPECS & REMARKS	ΑΝΤΕΠΙΣΤΡΟΦΟ ΜΕΜΒΡΑΝΗΣ Flange: DIN-PN16 Length: EN 558-1 serie 48 Body: Cast Iron EN GJL-20 Trims: Brass + Nitrile Closing Elastic, No water Hamer	ΠΟΔΟΒΑΛΒΙΔΑ Flange: DIN-PN10 Body: Cast Iron EN GJL-20 Trims: Brass + Nitrile Galvanized Strainer	ΑΝΤΕΠΙΣΤΡ. ΜΟΝΟΥ ΔΙΣΚΟΥ Wafer between flanges DIN Working Pressure: PN16 Body: C.Iron EN GJL-20 or BC Disc: St. Steel 304 Metal to Metal, Spring Return	ΑΝΤΕΠΙΣΤΡ. ΔΙΠΛΟΥ ΔΙΣΚΟΥ Wafer between flanges DIN Working Pressure: PN16 Body: Cast Iron EN GJL-20 Disc: St. Steel 304 or Bronze Seat: Elastomer
SIZE	DN50-DN600	DN50-DN300	DN50-DN150	DN50-DN600

ITEM	Y-type STRAINER	Y-type STRAINER
CLASS	CAST IRON, PN16	CAST STEEL, PN25-PN40
FIG.No	431202	433207
TYPE		
SPECS & REMARKS	ΦΙΛΤΡΑ ΧΥΤΟΣΙΔΗΡΑ τύπου Y Flange: DIN-PN16 Length: EN 558-1 series 1 Body: Cast Iron EN GJL-20 Screen: Stainless Steel Option: with plug	ΦΙΛΤΡΑ ΧΑΛΥΒΔΙΝΑ τύπου Y Flange: DIN-PN40 Length: EN 558-1 series 1 Body: Cast Steel Screen: Stainless Steel Option: with plug
SIZE	DN50-DN200	DN50-DN200

FOR DIN VALVES





DIFFERENT MATERIAL COMBINATION ON REQUEST
 UNDRILLED FLANGES ON REQUEST
 MODIFIED FLANGED ENDS ON REQUEST





OTHER VALVES ACC DIN & EN SPECIFICATION SEE at:





- STAINLESS STEEL VALVES
- TOMOE BUTTERFLY VALVES
- DIN VALVES FOR SPECIAL APPLICATION
- TLV PRODUCTS


DIN/EN Threaded Bronze VALVES

ΚΡΟΥΝΟΕΙΔΗ ΟΡΕΙΧΑΛΚΙΝΑ ΒΟΛΤΑΣ DIN & EN



ITEM	BALL VALVE	GLOBE VALVE	GLOBE VALVE-PTFE DISC	ANGLE VALVE
CLASS	BRONZE, PN16	BRONZE, PN16	BRONZE, PN16	BRONZE, PN16
Code	376110	356110/356120	356121	356123
TYPE				
SPECS & REMARKS	ΣΦΑΙΡΙΚΟΣ ΚΡΟΥΝΟΣ ΟΡΕΙΧ. Nom. Pres.:16bar (max35bar) Full Bore, Metal Handle Body: Hot Pressed Brass Ball: Hot Pressed Brass Nickel Plated, Thread BSP	ΑΤΜΟΦΡΑΚΤΗΣ ΟΡΕΙΧΑΛΚ. Nom. Pres.:16bar, Thread:BSP Body: Cast Bronze BS1400-LG2 Disc: Forged Brass CW617N Metal to Metal Seating Design acc. BS 5154	ΑΤΜΟΦΡ.ΟΡΕΙΧΑΛΚ.ΤΕΦΛΟΝ Nom. Pres.:16bar, Thread:BSP Body: Cast Bronze BS1400-LG2 Disc Seat:PTFE Disc: Forged Brass CW617N Design acc. BS 5154	ΑΤΜΟΦ.ΓΩΝΙΑΚΟΣ ΟΡΕΙΧ. Nom. Pres.:16bar, Thread:BSP Body: Cast Bronze BS1400-LG2 Disc: Forged Brass CW617N Metal to Metal Seating
SIZE	1/4"-4"	1/4"-4"	3/8"-2"	3/8"-2"




ITEM	GATE VALVE	GATE VALVE	LIFT CHECK VALVE	SWING CHECK VALVE
CLASS	BRONZE, PN16	BRONZE, PN 20	BRONZE, PN16	BRONZE, PN16
Code	336111	336110	426121	426115
TYPE				
SPECS & REMARKS	ΒΑΝΑ ΟΡΕΙΧΑΛΚΙΚΗ Nom.Pressure:PN16 Threaded:BSP Specification acc. BS5154/B Body:Forged Brass CW614N	ΒΑΝΑ ΟΡΕΙΧΑΛΚΙΝΗ PN20 Nom.Pressure:PN20 Threaded:BSP Conforms to BS5154/B Body: Brass CW614N Fullway	ΒΑΛΒΙΔΑ ΑΝΤΕΠΙΣΤΡ. ΟΡΕΙΧ. Nom.Pressure:PN16 Threaded:BSP Specification acc. BS5154/B Body: Cast Bronze BS1400-LG2 Metal to Metal	ΚΛΑΠΕ ΟΡΕΙΧΑΛΚΙΝΟ Nom.Pressure:PN16 Threaded:BSP Specification acc. BS5154/B Body: Cast Bronze BS1400-LG2 Metal to Metal or NBR seated
SIZE	1/2"- 4"	1/4"- 4"	1/2"- 4"	1/2"- 4"

ITEM	SPRING NON RETURN	Y-TYPE STRAINER	ANGLE LIFT CHECK VALVE	FOOT VALVE
CLASS	BRONZE, PN16	BRONZE, PN16	BRONZE, PN16	BRONZE, PN 16
Code	426112/426110	436112	426120	426118
TYPE				
SPECS & REMARKS	ΑΝΤΕΠΙΣΤΡΟΦΗ ΕΛΑΤΗΡΙΟΥ Nom.Pres.:22bar, BSP thread. Body: Forged Brass CW617N Disc:NBR, or FKM, or RFKM Option: Nickel Plated Body Operation at any position	ΦΙΤΡΟ ΟΡΕΙΧΑΚΙΝΟ - Y Nom.Pres.:20bar, BSP thread. Body:Forged Brass CW617N Screen: Stainless Steel (304) Specification acc. BS5154/B	ΓΩΝΙΑΚΗ ΒΑΛΒΙΔΑ ΑΝΤΕΠΙΣΤΡ. Nom.Pressure:PN16 Threaded:BSP Specification acc. BS5154/B Body: Cast Bronze BS1400-LG2 Metal to Metal	ΠΟΔΟΒΑΛΒΙΔΑ Nom.Pressure:PN16 Threaded:BSP Body: Cast Bronze Cu60Zn40 With Filtering Foot Rubber Seated
SIZE	1/2"- 4"	1/2"- 4"	3/4"- 2"	1/2"- 4"

ITEM	KNIFE GATE VALVES, ORBINOX	
CLASS	DIN PN10 (& PN16)	
Code	341801-, 341804-, 345801-, 345803-, etc. MODELS: EX, ET, TL, EB	
TYPE		
SPECS & REMARKS	<p>ΒΑΝΕΣ ΜΑΧΑΙΡΩΤΕΣ ΟΙΚΟΥ ORBINOX SPAIN</p> <p>Connection: Wafer, Flanged acc. DIN-PN10, on request: DIN-PN6, PN16, PN25, ANSI150#-ANSI125# Body Mtl: Cast Iron GG25, Ductile Iron GGG40, Stainless Steel CF8M(SS316) etc Gate Material: Stainless steel AISI304, AISI316 etc Seat Material: EPDM, PTFE(teflon), Metal to Metal. Operation: Handwheel, Worm Gear, Electric Actuator, Pneumatic Actuator, with Lever. OPTIONS: With Deflection cone, V-port, Flush port, Surface Treatment, Valve extension, Square Port etc.</p>	
SIZE	DN50-DN1200 depending on the model	






ITEM	BELLOW & RUBBER EXPANSION JOINT	SAFETY RELIEF VALVES
CLASS	DIN-PN10, PN16, PN25	PN10, PN16, PN25
Code	313301-, 313302-, 313303-, 313101-, 317201-, etc.	4461-, 4412-, 4432-, etc.
TYPE		
SPECS & REMARKS	<p>ΔΙΑΣΤΟΛΙΚΑ ΚΑΙ ΑΝΤΙΚΡΑΔΑΣΜΙΚΑ</p> <p>Ends: Flanged acc. DIN-PN10, -PN16, -PN25, Threaded, Union. Material-Bellow: Stainless Steel SS316-Ti, SS316L, SS310, etc. Material-Rubber: Perbunan, EPDM, etc. Ends-Material: Carbon Steel, Stainless Steel. Applications: Water, Oil, Gas, Steam for the Bellow type. Options: Angular, with Tie Rods, Special materials.</p>	<p>ΑΣΦΑΛΙΣΤΙΚΑ ΓΡΑΜΜΩΝ</p> <p>Ends: Threaded, Flanged-DIN. Body Material: Bronze, Cast Iron, Ductile, Carbon Steel etc. Trims Material: Stainless Steel, Bronze, etc. Angular Type, Spring Loaded, Application: Steam, Water, Gas, Oil Special materials and application on request</p>
SIZE	DN15-DN1200	DN15-DN200




ITEM	PIPE AIR VENTS	PRESSURE REDUCING	COCK
CLASS	PN10, PN16, PN25	PN10, PN16, PN25	PN10, PN16
Code	4522-	5112XX-, 5122XX-	3812-, 3811-, 3861-,
TYPE			
SPECS & REMARKS	<p>ΕΞΑΕΡΙΣΤΙΚΑ ΓΡΑΜΜΩΝ</p> <p>Ends: Threaded, Flanged-DIN Material: Bronze, Cast Iron, Ductile Iron Simple or Triple Function. Float Type. Application: Water.</p>	<p>ΡΥΘΟΜΙΣΤΕΣ ΠΙΕΣΕΩΣ</p> <p>Ends: Threaded, Flanged-DIN Mtl: Bronze, Ductile Iron Mechanical Type. With Spring and Diaphragm. Application: Water, Air</p>	<p>ΚΡΟΥΝΟΙ</p> <p>Ends: Threaded, Flanged-DIN Mtl: Bronze, Ductile Iron, C. Iron 2-Way, 3-Way, L or T port Metal Seated</p>
SIZE	DN15-DN200	1/2"-2" & DN40-DN200	DN15-DN150




- OTHER DIN VALVES at:**
- STAINLESS STEEL VALVES
 - TOMOE VALVES
 - TLV VALVES

ANSI-ASME-API VALVES

ΚΡΟΥΝΟΕΙΔΗ ΠΡΟΔΙΑΓΡΑΦΩΝ ANSI-ASME-API

ITEM	GATE VALVE	GATE VALVE	GATE VALVE	<p>► FEATURES ON REQUEST</p> <ul style="list-style-type: none"> ● ENDS: B.W/ B16.25 and RTJ ● BODY MTL: LCB, WC6, C5,C12, CF8M. ● TRIMS MTL: API600 No5, No10, SOFT SEATS <p>► OPTIONALS</p> <ul style="list-style-type: none"> DRAIN PLUG GEAR OPERATOR CHAIN WHEEL OPERATOR ELECTRIC ACTUATOR JIS OR DIN CONNECTIONS
CLASS	CLASS 150 RF	CLASS 300 RF	CLASS 600 RF	
Code	333201-, 333223-,	333202-,333230-,	333231-	
TYPE				
SPECS & REMARKS	ΒΑΝΕΣ ANSI 150RF API600, B.B., OS&Y. Face to Face:ANSI B16.10 Flanged :ANSI B16.5-150RF Pressure Rating:ANSI B16.34 Body Mtl:Carbon St.A216-WCB Trims Mtl:F6+HF	ΒΑΝΕΣ ANSI 300RF API600, B.B., OS&Y. Face to Face:ANSI B16.10 Flanged :ANSI B16.5-300RF Pressure Rating:ANSI B16.34 Body Mtl:Carbon St.A216-WCB Trims Mtl:F6+HF	ΒΑΝΕΣ ANSI 600RF API600, B.B., OS&Y. Face to Face:ANSI B16.10 Flanged :ANSI B16.5-600RF Pressure Rating:ANSI B16.34 Body Mtl:Carbon St.A216-WCB Trims Mtl:F6+HF	
	SIZE	2inch-24inch	2inch-20inch	2inch-12inch

ITEM	GLOBE VALVE	GLOBE VALVE	GLOBE VALVE	<p>► FEATURES ON REQUEST</p> <ul style="list-style-type: none"> ● ENDS: B.W/ B16.25 and RTJ ● BODY MTL: LCB, WC6, C5,C12, CF8M. ● TRIMS MTL: API600 No5, No10, SOFT SEATS <p>► OPTIONALS</p> <ul style="list-style-type: none"> DRAIN PLUG GEAR OPERATOR CHAIN WHEEL OPERATOR ELECTRIC ACTUATOR JIS OR DIN CONNECTIONS
CLASS	CLASS 150 RF	CLASS 300 RF	CLASS 600 RF	
Code	353210-,353226-,	353221-,353227-,	353260-,353280-,	
TYPE				
SPECS & REMARKS	ΕΠΙΣΤΟΜΙΑ ANSI 150RF API600, B.B., OS&Y. Face to Face:ANSI B16.10 Flanged :ANSI B16.5-150RF Pressure Rating:ANSI B16.34 Body Mtl:Carbon St.A216-WCB Trims Mtl:F6+HF	ΕΠΙΣΤΟΜΙΑ ANSI 300RF API600, B.B., OS&Y. Face to Face:ANSI B16.10 Flanged :ANSI B16.5-300RF Pressure Rating:ANSI B16.34 Body Mtl:Carbon St.A216-WCB Trims Mtl:F6+HF	ΕΠΙΣΤΟΜΙΑ ANSI 600RF API600, B.B., OS&Y. Face to Face:ANSI B16.10 Flanged :ANSI B16.5-600RF Pressure Rating:ANSI B16.34 Body Mtl:Carbon St.A216-WCB Trims Mtl:F6+HF	
	SIZE	2inch-16inch	2inch-12inch	2inch-12inch

ITEM	SWING CHECK VALVE	SWING CHECK VALVE	SWING CHECK VALVE	<p>► FEATURES ON REQUEST</p> <ul style="list-style-type: none"> ● ENDS: B.W/ B16.25 and RTJ ● BODY MTL: LCB, WC6, C5,C12, CF8M. ● TRIMS MTL: API600 No5, No10, SOFT SEATS <p>► OPTIONALS</p> <ul style="list-style-type: none"> DRAIN PLUG LEVER -WEIGHT SHOCK ABSORBER JIS OR DIN CONNECTIONS
CLASS	CLASS 150 RF	CLASS 300 RF	CLASS 600 RF	
Code	423201-, 423208-,	423202-, 423218-,	423203-, 423229-,	
TYPE				
SPECS & REMARKS	ΚΛΑΠΕ ANSI 150RF API600, B.B., OS&Y. Face to Face:ANSI B16.10 Flanged :ANSI B16.5-150RF Pressure Rating:ANSI B16.34 Body Mtl:Carbon St.A216-WCB Trims Mtl:F6+HF	ΚΛΑΠΕ ANSI 300RF API600, B.B., OS&Y. Face to Face:ANSI B16.10 Flanged :ANSI B16.5-300RF Pressure Rating:ANSI B16.34 Body Mtl:Carbon St.A216-WCB Trims Mtl:F6+HF	ΚΛΑΠΕ ANSI 600RF API600, B.B., OS&Y. Face to Face:ANSI B16.10 Flanged :ANSI B16.5-600RF Pressure Rating:ANSI B16.34 Body Mtl:Carbon St.A216-WCB Trims Mtl:F6+HF	
	SIZE	2inch-16inch	2inch-12inch	2inch-8inch

ANSI-ASME-API VALVES

ΚΡΟΥΝΟΕΙΔΗ ΠΡΟΔΙΑΓΡΑΦΩΝ ANSI-ASME-API

ITEM	BALL VALVE	BALL VALVE	BALL VALVE	<p>► FEATURES ON REQUEST</p> <ul style="list-style-type: none"> ● ENDS: Butt Weld.-ASME B16.25 ● BODY MTL: LCB, Stainl.St. CF8M, CF8 ● BALL MTL: SS410/420,SS304,SS316 ● SEATS: Various Soft Seal, Metal Seal <p>► OPERATION By Lever, By Worm Gear With Pneumatic Actuator With Electric Actuator</p>
CLASS	FULL BORE-CLASS150RF	RED. BORE-CLASS150RF	FULL BORE-CLASS300RF	
Code	373201-, 373202-	373204-	373205-	
TYPE				
SPECS & REMARKS	<p>ΣΦΑΙΡ.ΚΡΟΥΝΟΣ-150RF Floating Type, Fire Safe. Wall Thickness: ANSI B16.10 F to F dimens.: ASME B16.10 Body Mtl:Carbon St.A216-WCB Ball Mtl.:Stainless St. (varius) Seat Mtl: RPTFE</p>	<p>ΣΦΑΙΡ.ΚΡΟΥΝΟΣ-150RF Floating Type, Fire Safe. Wall Thickness: ANSI B16.10 F to F dimens.: ASME B16.10 Body Mtl:Carbon St.A216-WCB Ball Mtl.:Stainless St. (varius) Seat Mtl: RPTFE</p>	<p>ΣΦΑΙΡ.ΚΡΟΥΝΟΣ-300RF Floating Type, Fire Safe. Wall Thickness: ANSI B16.10 F to F dimens.: ASME B16.10 Body Mtl:Carbon St.A216-WCB Ball Mtl.:Stainless St. (varius) Seat Mtl: RPTFE</p>	
SIZE	1/2inch-12inch	1/2inch-8inch	1/2inch-8inch	




ITEM	GATE VALVE	GLOBE VALVE	GLOBE VALVE	<p>► FEATURES ON REQUEST</p> <ul style="list-style-type: none"> ● ENDS: B.W. , Nipped ends ● BODY MTL: CFBM, CF8, F9,F11 ● TRIMS MTL: API600 No5, No8, No10, <p>► OPTIONALS BELLOW SEAL ELECTRICK OPERATED WELDED BONNET Y-TYPE</p>
CLASS	800LBS	800LBS	1500LBS	
Code	333101-, 333401-	353103-, 353401-	353104-, 353404-	
TYPE				
SPECS & REMARKS	<p>BANA 800 LBS Design: API 602, BS5352. End to End:ANSI B16.10 Ends:NPT /B1.20.1,SW/B16.11 PresSure Rat:ANSI B16.34/API 605-5 Body Mtl:Carbon St. A105 Trims Mtl: A182-F6 HF</p>	<p>ΑΤΜΟΦΡΑΚΤΗΣ 800 LBS Design: API 602, BS5352. End to End:ANSI B16.10 Ends:NPT /B1.20.1,SW/B16.11 PresSure Rat:ANSI B16.34/API 605-5 Body Mtl:Carbon St. A105 Trims Mtl: A182-F6 HF</p>	<p>ΑΤΜΟΦΡΑΚΤΗΣ 1500 LBS Design: API 602, BS5352. End to End:ANSI B16.10 Ends:NPT /B1.20.1,SW/B16.11 PresSure Rat:ANSI B16.34/API 605-5 Body Mtl:Carbon St. A105 Trims Mtl: A182-F6 HF</p>	
SIZE	3/8inch-2inch	3/8inch-2inch	3/8inch-2inch	

ITEM	SWING CHECK VALVE	PISTON CHECK VALVE	BALL CHECK VALVE	<p>► FEATURES ON REQUEST</p> <ul style="list-style-type: none"> ● ENDS: B.W. , Nipped ends ● BODY MTL: CFBM, CF8, F9,F11 ● TRIMS MTL: API600 No5, No8, No10, <p>► OPTIONALS SPRING LOADED WELDED BONNET Y-TYPE</p>
CLASS	800LBS	800LBS	800LBS	
Code	423101-, 423401-,	423102-, 423402-,	423104-, 423403-,	
TYPE				
SPECS & REMARKS	<p>ΚΛΑΠΕ 800LBS Design: API 602, BS5352. End to End:ANSI B16.10 Ends:NPT /B1.20.1,SW/B16.11 PresSure Rat:ANSI B16.34/API 605-5 Body Mtl:Carbon St. A105 Trims Mtl: A182-F6 HF</p>	<p>ΑΝΤΕΠΙΣΤΡ. ΕΜΒΟΛΟΥ 800LBS Design: API 602, BS5352. End to End:ANSI B16.10 Ends:NPT /B1.20.1,SW/B16.11 PresSure Rat:ANSI B16.34/API 605-5 Body Mtl:Carbon St. A105 Trims Mtl: A182-F6 HF</p>	<p>ΑΝΤΕΠΙΣΤΡ. ΣΦΑΙΡΑΣ 800LBS Design: API 602, BS5352. End to End:ANSI B16.10 Ends:NPT /B1.20.1,SW/B16.11 PresSure Rat:ANSI B16.34/API 605-5 Body Mtl:Carbon St. A105 Trims Mtl: A182-F6 HF</p>	
SIZE	3/8inch-2inch	3/8inch-2inch	3/8inch-2inch	

ANSI-ASME-API VALVES

ΚΡΟΥΝΟΕΙΔΗ ΠΡΟΔΙΑΓΡΑΦΩΝ ANSI-ASME-API

ITEM	WAFFER DUAL CHECK	WAFFER DUAL CHECK	FLANGED DUAL CHECK	<p>► OPTIONALS</p> <ul style="list-style-type: none"> ● BODY MATERIAL: STAINLESS STEEL SS316 BRONZE or ALUM.BRONZE ● PLATES MATERIAL: STAINLESS STEEL SS316 BRONZE, ALUBRONZE
CLASS	CLASS 150LBS	CLASS 300LBS	CLASS150LBS	
Code	423505-, 423501-	423503-	4232-	
TYPE				
SPECS & REMARKS	ΑΝΤΕΠ.2ΠΛΟΥ ΔΙΣΚ. WAF150LB Design & F to F: API 598 Body Mtl: Carbon S. A234 WCB Plate Mtl: Stainless St. SS316 SeatMtl: Viton or Metal Ends: Wafer acc ANSI cl.150LB	ΑΝΤΕΠ.2ΠΛΟΥ ΔΙΣΚ. WAF300LB Design & F to F: API 598 Body Mtl: Carbon S. A234 WCB Plate Mtl: Stainless St. SS316 SeatMtl: Viton or Metal Ends: Wafer acc ANSI cl.300LB	ΑΝΤΕΠ.2ΠΛΟΥ ΔΙΣΚ. FLG150LB Design & F to F: API 598 Body Mtl: Carbon S. A234 WCB Plate Mtl: Stainless St. SS316 SeatMtl: Viton or Metal Ends: Wafer acc ANSI cl.150LB	
SIZE				





ITEM	Y-TYPE STRAINER	Y-TYPE STRAINER	Y-TYPE STRAINER	<p>► ON REQUEST</p> <ul style="list-style-type: none"> ● BODY MATERIAL for RF: LCB, WC6,C5,CF8M,CF8 ● BODY MTL for 800LBS: LF2, F11, F316 Butt Welding ends <p>► SCREEN PERFORATION Special features upon Customer's requirements</p> <p>► CLASS on Request 600Lbs, 900Lbs, 1500Lbs</p> <p>► TYPES on Request Basket Type/ Single-Twin Temporary type</p>
CLASS	ANSI 150LBS-RF	ANSI 300LBS-RF	CLASS 800LBS	
Code	433205-	433208-	433101-, 433401-,	
TYPE				
SPECS & REMARKS	ΦΙΛΤΡΑ-Y ANSI 150 RF Basic Design :ANSI B16.34 Y-Pat., Bolted Cover,with plug Flanged Ends: ANSI 150RF Perforated Stainless Steel Body Mtl:Carbon Steel WCB Screen:Stainless Steel SS316	ΦΙΛΤΡΑ-Y ANSI 300 RF Basic Design :ANSI B16.34 Y-Pat., Bolted Cover,with plug Flanged Ends: ANSI 150RF Perforated Stainless Steel Body Mtl:Carbon Steel WCB Screen:Stainless Steel SS316	ΦΙΛΤΡΑ-Y 800 LBS Basic Design :ANSI B16.34 Y-Pat., Thread.Cover,with plug Ends: NPT/B1.20.1,SW/B16.11 Perforated Stainless Steel Body Mtl:Carbon Steel A105 Screen:Stainless Steel	
SIZE	size 1/2inch-16inch	size 1/2inch-10inch	size 1/2inch-2inch	





ITEM	3PIECE BALL VALVE	SAFETY RELIEF VALVE
CLASS	CLASS 800/1500	CLASS600
Code	373102-, 373401-,	4431-, 4451-,
TYPE		
SPECS & REMARKS	ΣΦΑΙΡ.ΚΡΟΥΝΟΙ ΣΤΕΜΑΧΙΩΝ Construction acc B55351 Floating Ball, Blowout Stem Fire safe, Anti-static. Ends:Threaded, SW, ButtWeld. Body Mtl:Carbon St.A105/WCB Ball Mtl:Stainless St.316/304	ΑΣΦΑΛΙΣΤΙΚΟ ΓΡΑΜΜΗΣ Angle Type ,Spring Loaded Full Lift, with Bellow Threaded Ends M/F, SW. Body Mtl: A105 or SS316 Trims:Stainless Steel Soft or metal seal
SIZE	1/4"inch-4inch	1/2", 3/4", 1"





FOR ANSI/ASME VALVES
DIFFERENT MATERIAL COMBINATION ON REQUEST
UNDRILLED FLANGES ON REQUEST
MODIFIED FLANGED ENDS ON REQUEST

OTHER VALVES acc. ANSI/ASME SPECS SEE at:

- STAINLESS STEEL VALVES
- TOMOE BUTTERFLY VALVES
- TLV PRODUCTS





ITEM	GLOBE VALVES AND SDNR VALVES			
CLASS	JIS 5K	JIS 16K	JIS 5K	JIS 16K
Code	JIS F7301 / F7351	JIS F7303 / F7409	JIS F7346 / F7411	JIS F7348 / F7413
TYPE				
SPECS & REMARKS	ΑΤΜΟΦΡΑΚΤΕΣ ΟΡΕΙΧΑΛΚΙΝΟΙ ΙΣΙΟΙ ΚΑΙ SDNR ΦΛΑΝΤΖΩΤΟΙ ΣΥΜΦΩΝΑ ΜΕ JIS			
	Steam of 205°C or less:5kgf/cm2 Air,Gas,Oil and pulsation water : 5kgf/cm2 Non-shock water of 120°C or less: 7 kgf/cm2 Body/Trims Material: BC/BC	Steam of 205°C or less:16kgf/cm2 Air,Gas,Oil and pulsation water : 16kgf/cm2 Non-shock water of 120°C or less: 22kgf/cm2 Body/Trims Material: BC/BC	Steam of 205°C or less:5kgf/cm2 Air,Gas,Oil and pulsation water : 5kgf/cm2 Non-shock water of 120°C or less: 7 kgf/cm2 Body/Trims Material: BC/BC	Steam of 205°C or less:16kgf/cm2 Air,Gas,Oil and pulsation water : 16kgf/cm2 Non-shock water of 120°C or less: 22kgf/cm2 Body/Trims Material: BC/BC
SIZE	15A-65A	15A-65A	15A-40A	15A-40A





ITEM	ANGLE VALVES AND SDNR ANGLE VALVE			
CLASS	JIS 5K	JIS 16K	JIS 5K	JIS 16K
Code	JIS F7302 / F7353	JIS F7304 / F7352	JIS F 7347/ F7412	JIS F7349 / F 7414
TYPE				
SPECS & REMARKS	ΑΤΜΟΦΡΑΚΤΕΣ ΟΡΕΙΧΑΛΚΙΝΟΙ ΓΩΝΙΑΚΟΙ ΚΑΙ SDNR ΦΛΑΝΤΖΩΤΟΙ ΣΥΜΦΩΝΑ ΜΕ JIS			
	Steam of 205°C or less:5kgf/cm2 Air,Gas,Oil and pulsation water : 5kgf/cm2 Non-shock water of 120°C or less: 7 kgf/cm2 Body/Trims Material: BC/BC	Steam of 205°C or less:16kgf/cm2 Air,Gas,Oil and pulsation water : 16kgf/cm2 Non-shock water of 120°C or less: 22kgf/cm2 Body/Trims Material: BC/BC	Steam of 205°C or less:5kgf/cm2 Air,Gas,Oil and pulsation water : 5kgf/cm2 Non-shock water of 120°C or less: 7 kgf/cm2 Body/Trims Material: BC/BC	Steam of 205°C or less:16kgf/cm2 Air,Gas,Oil and pulsation water : 16kgf/cm2 Non-shock water of 120°C or less: 22kgf/cm2 Body/Trims Material: BC/BC
SIZE	15A-65A	15A-40A	15A-40A	15A-40A




ITEM	GLOBE & SDNR	ANGLE & SDNR	GATE VALVE	
CLASS	JIS 10K	JIS10K	JIS 5K	JIS10K
Code	JIS B2026 & JISB2026SDNR	JIS B2017 & JISB2027SDNR	JIS F7367	JIS F7368
TYPE				
SPECS & REMARKS	ΑΤΜΟΦΡ. ΙΣ & SDNR JIS10K Pressure rating: 10kgf/cm2 Body test pressure: 21 kgf/cm2 Seat test pressure: 15,4kgf/cm2 Threaded Bonnet Body/Trims Material: BC/BC	ΑΤΜΟΦΡ.ΓΩΝ & SDNR JIS10K Pressure rating: 10kgf/cm2 Body test pressure: 21 kgf/cm2 Seat test pressure: 15,4kgf/cm2 Threaded Bonnet Body/Trims Material: BC/BC	ΒΑΝΑ ΟΡΕΙΧ. JIS5K Oil and pulsation water:5kgf/cm2 Saturated steam: 2kgf/cm2 Non-shock water of 120°C or less: 7 kgf/cm2 Body/Trims Material: BC/BC	ΒΑΝΑ ΟΡΕΙΧ. JIS10K Oil and pulsation water:10kgf/cm2 Saturated steam: 2kgf/cm2 Non-shock water of 120°C or less: 14kgf/cm2 Body/Trims Material: BC/BC
SIZE	15A-100A	15A-40A	15A-40A	15A-40A



MARINE BRONZE VALVES acc. JIS specs


ΕΠΙΣΤΟΜΙΑ ΟΡΕΙΧΑΛΚΙΝΑ JIS

ITEM	SWING CHECK	LIFT CHECK GLOBE	LIFT CHECK ANGLE	COCK (2WAY, 3WAY)
CLASS	JIS 5K	JIS5K	JIS 5K	JIS 5K
Code	JIS F7371	JIS F7356	JIS F7416	JIS F7381
TYPE				
SPECS & REMARKS	ΚΛΑΠΕ ΟΡΕΙΧ. JIS5K Oil and pulsation water:5kgf/cm2 Non-shock water of 120°C or less: 7 kgf/cm2 Body/Trims Material: BC/BC	ΑΝΤΕΠ.ΟΡΕΙΧ.ΙΣΙΟ JIS5K Oil and pulsation water:5kgf/cm2 Non-shock water of 120°C or less: 7 kgf/cm2 Body/Trims Material: BC/BC	ΑΝΤΕΠ.ΟΡΕΙΧ.ΓΩΝΙΑΚΟ JIS5K Oil and pulsation water:5kgf/cm2 Non-shock water of 120°C or less: 7 kgf/cm2 Body/Trims Material: BC/BC	ΚΡΟΥΝΟΙ ΟΡΕΙΧ.3ΕΤ & 2ΕΤ L-type or T-type, With yoke Water and oil: 5kgf/cm2 Body test pressure: 7.5kgf/cm2 Seat test pressure:5.5kgf/cm2 Body/Trims Material: BC/BC
	SIZE	15A-40A	15A-65A	15A-40A

ITEM	SELF CLOSING DRAIN	EMERGENCY SHUTT OFF	SELF-CLOSING GATE VALVE	SELF CLOSING COCK HEAD
CLASS	JIS 5K/10K	JIS10K	JIS 5K	JIS 5K
Code	JIS F7398	JIS F7399	JIS F 3019	JIS F3018
TYPE				
SPECS & REMARKS	ΕΠΙΣΤ.ΑΥΤΟΚΛ.ΕΞΥΔΑΤΩΣΗΣ For Fuel Oil Tank Self Closing Drain Valves Type F, Type U Push Type, Lever Type Pressure test Seat:1,5kgf/cm2 Body/Trims Material: BC/BC	ΕΠΙΣΤ.ΑΥΤΟΚΛ.EMERGENCY For Fuel Oil Tank Emergency Shutt-off Valves Straight Type, Angle Type With Lever and Pneumat. Cylinder Pressure test Seat:2,0kgf/cm2 Body/Trims Material: BC/BC	ΒΑΝΑ ΚΑΤΑΜΕΤΡΙΚΗ ΕΛΑΤΗΡ. Self Closing Gate Valve for Short Sounding Pipe containing oil fuel and other flammable oils. Material: Bronze	ΚΡΟΥΝΟΣ ΚΑΤΑΜΕΤΡ.ΑΝΤΙΒΑΡ. Self Closing Cock Valve for Short Sounding Pipe containing oil fuel and other flammable oils. Material: Bronze
	SIZE	15A-50A	15A-65A (-250A)	40A-80A


ITEM	GLOBE VALVE	ANGLE VALVE	COCK VALVE
CLASS	JIS 20K	JIS 20K	JIS16K
Code	JIS F7388	JIS F7389	JIS F7387
TYPE			
SPECS & REMARKS	ΑΤΜΟΦΡ.ΟΡΕΙΧ. ΙΣΙΟΣ 20K Type S(Screwed) or U(Union) Steam of 205°C or less:16kgf/cm2 Air,Gas,Oil and pulsation water : 20kgf/cm2. Non-shock water of 120°C or less: 28Kgr/cm2 Body/Trims Material: BC/BC	ΑΤΜΟΦΡ.ΟΡΕΙΧ. ΓΩΝ. 20K Type S(Screwed) or U(Union) Steam of 205°C or less:16kgf/cm2 Air,Gas,Oil and pulsation water : 20kgf/cm2. Non-shock water of 120°C or less: 28Kgr/cm2 Body/Trims Material: BC/BC	ΚΡΟΥΝΟΣ ΟΡΕΙΧ. 16K Type S(Screwed) or U(Union) Pressure Rating: from 5kgf/cm2 up to 16kgf/cm2 depending on medium, temperature and size. Body/Trims Material: BC/BC
	SIZE	6A, 10A	6A, 10A

ITEM	HOSE GLOBE VALVE	HOSE ANGLE VALVE
CLASS	JIS 5K, JIS 10K	JIS 5K, JIS 10K
Code	JIS F7334	JIS F7334
TYPE		
SPECS & REMARKS	ΑΤΜΟΦΡΑΚΤΗΣ ΟΡΕΙΧ.ΙΣΙΟΣ HOSE JIS Flanges conform to JIS B2240 JIS 5K or JIS 10K Pressure class: 5kgf/cm2, or 10kgf/cm2 Body/trims Material : Bronze and Brass Coupling: Cap M42x2 for 15A and 25A, Nakajima System Coupling for 50A and 65A Other Coupling: Storz Coupling(40A,50A,65A), AB Coupling(65A)	ΑΤΜΟΦΡΑΚΤΗΣ ΟΡΕΙΧ.ΓΩΝΙΑΚΟΣ HOSE JIS Flanges conform to JIS B2240 JIS 5K or JIS 10K Pressure class: 5kgf/cm2, or 10kgf/cm2 Body/trims Material : Bronze and Brass Coupling: Cap M42x2 for 15A and 25A, Nakajima System Coupling for 50A and 65A Other Coupling: Storz Coupling(40A,50A,65A), AB Coupling(65A)
SIZE	15A-65A	15A-65A

ITEM	HOSE VALVE with ANSI screw threads ANSI/NFPA
CLASS	JIS10K
Code	JMS7305-10kgr/cm2
TYPE	
SPECS & REMARKS	ΑΤΜΟΦΡΑΚΤΗΣ ΟΡΕΙΧ. HOSE JIS/JMS-ANSI GLOBE or ANGLE TYPE Flanges conform to JIS B2240 JIS 5K or JIS 10K Pressure class: 10kgf/cm2 Body/trims Material : Bronze and Brass Threaded:ANSI-NFPA 1963 (1 1/2"->9thr/inch, 2 1/2"->7.5thr/inch)
SIZE	40A and 65A





FOR BRONZE JIS VALVES:





DIFFERENT TRIMS MATERIAL ON REQUEST
 MODIFIED FLANGED ENDS ON REQUEST





ITEM	NEEDLE VALVES
CLASS	varies from 15kgf/cm2 up to 35kgf/cm2
Code	impa code ref: 75 21 01 to 75 21 61
TYPE	
SPECS & REMARKS	ΑΤΜΟΦΡΑΚΤΕΣ ΟΡΕΙΧΑΛΚΙΝΟΙ ΒΕΛΟΝΗΣ ●For controlling flow or liquids gases. ●Made of rod Brass or Brass Maximum Pressure varies up to 60 kgf/cm2 depending of the type of Needle valves Maximum Temperature up to 100degC Types: ●Brass Needle valve with Ring & Nut for Copper Tubing●Brass Needle Straight Valve with Ring Joint Nut Both Ends ● Brass Needle Straight Valve Both Female End ● Brass Needle Straight Valve Male&Female Ends ● Brass Needle Angle Valves Male & Female Ends.
SIZE	6A-14A, 1/8"-1/2"





MARINE CAST IRON VALVES acc. JIS





ΕΠΙΣΤΟΜΙΑ ΧΥΤΟΣΙΔΗΡΑ JIS





ITEM	GATE VALVE			SWING CHECK VALVE
CLASS	JIS 5K	JIS 10K	JIS 16K	JIS 5K
Code	JIS F-7363	JIS F-7364	JIS F-7369 (KR std)	JIS F-7372
TYPE				
SPECS & REMARKS	ΒΑΝΕΣ (ΣΥΡΤΟΥ) ΧΥΤΟΣΙΔΗΡΕΣ JIS			ΚΛΑΠΕ ΧΥΤΟΣΙΔ. JIS5K
	Body/Trims Mtl:FC/SS or FC/BC Saturated Steam:3kgf/cm2 Oil & pulsation water:5kgf/cm2 Non-shock water of 120°C or less: 7 kgf/cm2 maxWP, for size >250A, pls ask	Body/Trims Mtl:FC/SS or FC/BC Saturated Steam:5kgf/cm2 Oil & pulsation water:10kgf/cm2 Non-shock water of 120°C or less: 14kgf/cm2 maxWP, for size >250A, pls ask	Body/Trims Mtl:FC/SS or FC/BC max.Work.Pressure:16kgf/cm2 Body test pressure:24kgf/cm2 Seat test pressure: 17,6kgf/cm2	Body/Trims Mtl:FC/SS or FC/BC Oil & pulsation water:5kgf/cm2 Non-shock water of 120°C or less: 7 kgf/cm2
SIZE	40A-600A	40A-600A	50A-400A	50A-250A

ITEM	GLOBE VALVE & SDNR GLOBE VALVE			SWING CHECK VALVE
CLASS	JIS 5K	JIS 10K	JIS 16K	JIS 10K
Code	JIS F-7305 / JIS F-7353	JIS F-7307 / JIS F-7375	JIS F-7309 / JIS F-7377	JIS F-7373
TYPE				
SPECS & REMARKS	ΑΤΜΟΦΡΑΚΤΕΣ & SDNR ΧΥΤΟΣΙΔΗΡΟΙ ΙΣΟΙ JIS			ΚΛΑΠΕ ΧΥΤΟΣΙΔ. JIS10K
	Body/Trims Mtl:FC/SS or FC/BC Steam of 205°C or less:5kgf/cm2 Air,Gas,Oil and pulsation water : 5kgf/cm2 Non-shock water of 120°C or less: 7 kgf/cm2	Body/Trims Mtl:FC/SS or FC/BC Steam of 205°C or less:10kgf/cm2 Air,Gas,Oil and pulsation water : 10kgf/cm2 Non-shock water of 120°C or less: 14 kgf/cm2	Body/Trims Mtl:FC/SS or FC/BC Steam of 205°C or less:16kgf/cm2 Air,Gas,Oil and pulsation water : 16kgf/cm2 Non-shock water of 120°C or less: 22 kgf/cm2	Body/Trims Mtl:FC/SS or FC/BC Oil & pulsation water:10kgf/cm2 Non-shock water of 120°C or less: 14kgf/cm2
SIZE	50A - 400A	50A -300A	50A- 200A	50A-250A

ITEM	ANGLE & SDNR ANGLE VALVES			LIFT CHECK VALVE
CLASS	JIS 5K	JIS 10K	JIS 16K	JIS 5K
Code	JIS F-7306 / JIS F-7354	JIS F-7308 / JIS F-7376	JIS F-7310 / JIS F-7378	JIS F-7358 / JIS F-7359
TYPE				
SPECS & REMARKS	ΑΤΜΟΦΡΑΚΤΕΣ & SDNR ΧΥΤΟΣΙΔΗΡΟΙ ΓΩΝΙΑΚΟΙ JIS			ΑΝΤΕΠΙΣΤΡΟΦΑ ΧΥΤΟΣΙΔ. JIS5K
	Body/Trims Mtl:FC/SS or FC/BC Steam of 205°C or less:5kgf/cm2 Air,Gas,Oil and pulsation water : 5kgf/cm2 Non-shock water of 120°C or less: 7 kgf/cm2	Body/Trims Mtl:FC/SS or FC/BC Steam of 205°C or less:10kgf/cm2 Air,Gas,Oil and pulsation water : 10kgf/cm2 Non-shock water of 120°C or less: 14 kgf/cm2	Body/Trims Mtl:FC/SS or FC/BC Steam of 205°C or less:16kgf/cm2 Air,Gas,Oil and pulsation water : 16kgf/cm2 Non-shock water of 120°C or less: 22 kgf/cm2	STRAIGHT OR ANGLE TYPE Body/Trims Mtl:FC/SS or FC/BC Oil & pulsation water:5kgf/cm2 Non-shock water of 120°C or less: 7kgf/cm2
SIZE	50A - 400A	50A -300A	50A- 200A	50A - 150A





ITEM	GLOBE & SDNR VALVE			
CLASS	JIS 5K	JIS 10K	JIS 20K	JIS 40K
Code	JIS F-7311, ref JIS F-7305(CS)	JIS F-7319 / JIS F-7411	JIS F-7313 / JIS F-7473	JIS F-7317
TYPE				
SPECS & REMARKS	ΑΤΜΟΦΡΑΚΤΕΣ & SDNR ΧΑΛΥΒΑΙΝΟΙ ΙΣΙΟΙ JIS			
	Body/Trims Material:SC/SS Oil & pulsation water:5kgf/cm2 Non-shock water of 120°C or less: 7 kgf/cm2 Size 250A & 300A: JIS F-7311 Size 50A-200A: ref JIS F-7305	Body/Trims Material:SC/SS Steam of 300°C:10kgf/cm2 Steam < 220°C, Air, Gas, Oil and pulsation water: 12kgf/cm2 Non-shock water < 120°C : 14kgf/cm2	Body/Trims Material:SC/SS Steam of 400°C:23kgf/cm2 Steam of 350°C:26kgf/cm2 Steam < 220°C, Air, Gas, Oil and pulsation water: 31kgf/cm2 Nonshock water<120°C:34kgf/cm2	Body/Trims Material:SC/SS Steam of 425°C:40kgf/cm2 Steam of 400°C:46kgf/cm2 Steam < 300°C :57kgf/cm2 Air, Gas, Oil and pulsation water: 62kgf/cm2
SIZE	50A-300A	50A-300A	32A-250A	32A-150A




ITEM	ANGLE & SDNR ANGLE VALLVE			
CLASS	JIS 5K	JIS 10K	JIS 20K	JIS 40K
Code	JIS F-7312, ref JIS F-7306(CS)	JIS F-7320 / JIS F-7472	JIS F-7314 / JIS F-7474	JIS F-7318
TYPE				
SPECS & REMARKS	ΑΤΜΟΦΡΑΚΤΕΣ & SDNR ΧΑΛΥΒΑΙΝΟΙ ΓΩΝΙΑΚΟΙ JIS			
	Body/Trims Material:SC/SS Oil & pulsation water:5kgf/cm2 Non-shock water of 120°C or less: 7 kgf/cm2 Size 250A & 300A: JIS F-7312 Size 50A-200A: ref JIS F-7306	Body/Trims Material:SC/SS Steam of 300°C:10kgf/cm2 Steam < 220°C, Air, Gas, Oil and pulsation water: 12kgf/cm2 Non-shock water < 120°C : 14kgf/cm2	Body/Trims Material:SC/SS Steam of 400°C:23kgf/cm2 Steam of 350°C:26kgf/cm2 Steam < 220°C, Air, Gas, Oil and pulsation water: 31kgf/cm2 Nonshock water<120°C:34kgf/cm2	Body/Trims Material:SC/SS Steam of 425°C:40kgf/cm2 Steam of 400°C:46kgf/cm2 Steam < 300°C :57kgf/cm2 Air, Gas, Oil and pulsation water: 62kgf/cm2
SIZE	50A-300A	50A-300A	32A-250A	32A-150A


ITEM	GATE VALVE	GATE VALVE	HULL VALVES	EMERGENCY SHUTT OFF
CLASS	JIS 5K	JIS 10K	JIS 10K	JIS10K
Code	ref JIS F-7363	JIS F-7366	JIS F-7350	JIS F7399
TYPE				
SPECS & REMARKS	ΒΑΝΑ ΧΑΛΥΒΑΙΝΗ			
	Body/Trims Material:SC/SS Saturated steam: 3 kgf/cm2 Oil & pulsation water:5kgf/cm2 Non-shock water of 120°C or less: 7 kgf/cm2 Basic design ref.:JIS F 7363	Body/Trims Material:SC/SS Saturated steam: 7kgf/cm2 Oil & pulsation water: 10kgf/cm2 Non-shock water of 120°C or less: 14kgf/cm2	Body/Trims Material:SC/SS Sea water and bilge 50A-300A:10 Kgf/cm2 350A-800A: 2Kgrf/cm2 Angle With Indicator	Body/Trims Material:SC/SS For Fuel Oil Tank Emergency Shut-off Valves Straight Type, Angle Type With Lever and Pneumat. Cylinder Pressure test Seat: 2,0kgf/cm2
SIZE	50A-300A	50A-400A	350A-800A	50A-150A

MARINE CAST & FORGED STEEL VALVES acc. JIS

ΕΠΙΣΤ. ΧΑΛΥΒΔΙΝΑ JIS

ITEM	VERTICAL STORM VALVE	ANGLE STORM VALVE	HORIZONTAL STORM VALVE	GLOBE & ANGLE VALVE
CLASS	JIS 5K & JIS 10K	JIS 5K & JIS 10K	JIS 5K & JIS 10K	JIS 20K (type S & U)
Code	JIS F-3059	JIS F-3060	ref. JIS F-3059	JIS F-7421 & JIS F-7422
TYPE				
SPECS & REMARKS	STORM ΚΑΘΕΤΟ Flanged ends: JIS 5K or JIS 10K With or Without Handle Body Mtl: Cast Steel SC49 Trim Mtl: Bronze BC6 Test Pressure: 5,1 Kg/cm ²	STORM ΓΩΝΙΑΚΟ Flanged ends: JIS 5K or JIS 10K With or Without Handle Body Mtl: Cast Steel SC49 Trim Mtl: Bronze BC6 Test Pressure: 5,1 Kg/cm ²	STORM ΟΡΙΖΩΝΤΙΟ Flanged ends: JIS 5K or JIS 10K With or Without Handle Body Mtl: Cast Steel SC49 Trim Mtl: Bronze BC6 Test Pressure: 5,1 Kg/cm ²	ΑΤΜΟΦΡ.ΧΑΛΥΒΔΙΝΟΙ 20K Type S(Screwed) or U(Union) Body Material: Forged Steel Steam of 400°C:22kgf/cm ² Steam of 300°C:29kgf/cm ² Steam < 220°C, Air, Gas, Oil and pulsation water: 31kgf/cm ²
SIZE	50A-250A	50A-250A	50A-250A	6A , 10A





ITEM	FORGED STEEL GLOBE & ANGLE VALVES	DUAL PLATE CHECK VALVE	SINGLE PLATE CHECK VALVE
CLASS	JIS 20K	JIS 40K	JIS 5K, JIS 10K, JIS 16K
Code	JIS F-7421 & F-7422 (Type F)	JIS F-7429 & 7430 (Type F)	42xxxx- 42xx-
TYPE			
SPECS & REMARKS	ΑΤΜΟΦΡΑΚΤΕΣ ΞΙΣΙΟΙ & ΓΩΝΙΑΚΟΙ ΑΠΟ ΣΦΥΡΗΛΑΤΟ ΧΑΛΥΒΑ Flanged ends : JIS 20K Steam of 400°C:22kgf/cm ² Steam of 350°C:26kgf/cm ² Steam of 300°C:29kgf/cm ² Steam < 220°C, Air, Gas, Oil and pulsation water: 31kgf/cm ²	ΑΤΜΟΦΡΑΚΤΕΣ ΞΙΣΙΟΙ & ΓΩΝΙΑΚΟΙ ΑΠΟ ΣΦΥΡΗΛΑΤΟ ΧΑΛΥΒΑ Flanged ends : JIS 40K Steam of 425°C:40kgf/cm ² Steam of 400°C:46kgf/cm ² Steam of 350°C:52kgf/cm ² Steam < 300°C, Air, Gas, Oil and pulsation water: 57kgf/cm ²	ΑΝΤΕΠΙΣΤΡ. 2ΠΛΟΥ ΔΙΣΚΟΥ Wafer Type:JIS5K,JIS10K,JIS16K Double Flanged Type acc JIS5K, JIS10K, JIS16K Body mtl:Cast Steel, Bronze, Stainless Steel CF8M, FCD, FC. Disc mtl:Stainless Steel, Bronze
SIZE	15A, 20A, 25A	15A, 20A, 25A	50A-600A 40A-600A





ITEM	OTHER JIS VALVES AND TRANSACTION ITEMS
ITEM	AIR PIPE HEADS, WATER STRAINERS, MUD BOX, MARINE PIPE COUPLING
CLASS	JIS 5K, JIS10K, JIS 16K
TYPE	
SPECS & REMARKS	ΕΞΑΙΡΕΣΤΙΚΑ ΔΕΞΑΜΕΝΩΝ, ΦΙΛΤΡΑ (ΔΙΑΦΟΡΟΙ ΤΥΠΟΙ), ΟΛΙΣΘΑΙΝΟΥΣΣΕΣ, ΔΙΑΦΟΡΑ <ul style="list-style-type: none"> Simplex Oil Strainers , JIS F-7209, S-type, LA-type, LB-type, JIS5K, JIS10K, JIS16K Mud Boxes, JIS F-7203, H-type, L-type, JIS5K, JIS10K, JIS16K Water Strainers, JIS F-7121, S-type, LA-type, LB-type, JIS5K, JIS10K, JIS16K Air Pipe Head, for Ballast and Oil Tank, Disk Float, JIS5K, JIS10K (FC) Marine Pipe Coupling sizes up to 600A (SC, FCD) Flexible Pipe Coupling (Stainless Steel)
SIZE	JIS F-7209:25A-300A, JIS F-7203: 40A-250A, JIS F-7121: 25A-400A,





- OTHER JIS VALVES at:**
- TOMOE Butterfly Valves
 - TLV Valves
 - STAINLESS STEEL VALVES

STAINLESS STEEL VALVES

ΑΝΟΞΕΙΩΔΗ ΚΡΟΥΝΟΕΙΔΗ





ITEM	1PC BALL VALVE threaded	2PC BALL VALVE threaded	3PC BALL VALVE threaded	2PC BALL VALVE Flanged
CLASS	800psi/ 1000psi	1000psi	1000psi	PN10-16, JIS10K-16K
Code	375101-, 375106-	375102-,	375103-,375104-	375202-
TYPE				
SPECS & REMARKS	ΣΦΑΙΡ.ΚΡΟΥΝΟΙ 1τεμ ΒΟΛΤΑΣ Ends: Threaded BSP/T, (NPT) max W.P.: 40kgf/cm2 Reduced Bore. Valve Body:SUS316 (CF8M) Ball:SUS316 , Seat:PTFE Blow out proof stem	ΣΦΑΙΡ.ΚΡΟΥΝΟΙ 2τεμ ΒΟΛΤΑΣ Ends: Threaded BSP/T, (NPT) max W.P.: 68kgf/cm2 Full Bore. Valve Body:SUS316 (CF8M) Ball:SUS316 , Seat:PTFE Blow out proof stem	ΣΦΑΙΡ.ΚΡΟΥΝΟΙ 3τεμ ΒΟΛΤΑΣ Ends: BSP/T, SW, BW, NPT max W.P.: 68kgf/cm2 Full Bore. Valve Body:SUS316 (CF8M) Ball:SUS316 , Seat:PTFE Blow out proof stem	ΣΦΑΙΡ.ΚΡΟΥΝΟΙ 2τεμ ΦΛΑΝΤΖ. Ends:DIN-PN16, PN10 ANSI 150RF, JIS16K max W.P.: 16kgf/cm2 Full Bore, Blow out proof stem Valve Body:SUS316 (CF8M) Ball:SUS316 , Seat:PTFE
SIZE	1/4inch-2inch	1/4inch-3inch	1/4inch-4inch	DN15-DN200





ITEM	1PC BALL VALVE WAFER	3PC BALL VALVE Flanged	GATE VALVE Threaded	GLOBE VALVE Threaded
CLASS	DIN PN16-PN40	DIN PN16-PN40	200psi	200psi
Code	375501-	375212-	335101-	355103-
TYPE				
SPECS & REMARKS	ΣΦΑΙΡ.ΚΡΟΥΝΟΙ WAFER Ends:DIN-PN16, PN10 max W.P.: 16kgf/cm2 Full Bore, Blow out proof stem Valve Body:SUS316 (CF8M) Ball:SUS316 , Seat:PTFE	ΣΦΑΙΡ.ΚΡΟΥΝΟΙ 3τεμ ΦΛΑΝΤΖ. Ends:DIN-PN16, PN40 max W.P.: 40kgf/cm2 Full Bore, Blow out proof stem Valve Body:SUS316 (CF8M) Ball:SUS316 , Seat:PTFE	ΒΑΝΑ (ΣΥΡΤΟΥ) ΒΟΛΤΑΣ Ends: BSP/T max W.P.: 13kgf/cm2 Valve Body:SUS316 (CF8M) Non Rising Stem Threaded Bonnet	ΕΠΙΣΤΟΜΙΟ ΒΟΛΤΑΣ Ends: BSP/T max W.P.: 13kgf/cm2 Valve Body:SUS316 (CF8M) Non Rising Stem Threaded Bonnet
SIZE	DN15-DN200	DN15-DN100	1/2inch-2inch	1/2inch-2inch



ITEM	3-WAY BALL VALVE	NEEDLE VALVE	Y-TYPE STRAINER Threaded	Y-TYPE STRAINER Flanged
CLASS	1000psi	6000psi	600psi	PN10-16, JIS10K-16K
Code	375107-	355102-	435101-	435201-
TYPE				
SPECS & REMARKS	3ΣΤΟΜ. ΣΦΑΙΡ.ΚΡΟΥΝΟΙ Ends: Threaded BSP/T, (NPT) max W.P.: 68kgf/cm2 Full Bore, L-Type, T-Type Valve Body:SUS316 (CF8M) Ball:SUS316 , Seat:PTFE Blow out proof stem	ΕΠΙΣΤΟΜΙΟ ΒΕΛΟΝΗΣ ΒΟΛΤ. Ends: Threaded BSP/T, max W.P.: 400kgf/cm2 Valve Body:SUS316 (CF8M) Rising Stem	ΦΙΛΤΡΑ-Y ΒΟΛΤΑΣ Ends: Threaded BSP/T, max W.P.: 40kgf/cm2 Valve Body:SUS316 (CF8M) Threaded cap With drain plug	ΦΙΛΤΡΑ-Y ΦΛΑΝΤΖΩΤΑ Ends:DIN-PN16, (JIS 10K & 16K) max W.P.: 16kgf/cm2 Valve Body:SUS316 (CF8M) Bolted cap With Drain plug
SIZE	1/4inch-3inch	1/4inch-1inch	3/8inch-3inch	DN15-DN200

STAINLESS STEEL VALVES

ΑΝΟΞΕΙΔΩΤΑ ΚΡΟΥΝΟΕΙΔΗ

ITEM	SWING CHECK VALVE	PISTON CHECK VALVE	PLATE CHECK VALVE WAFER	WAFER SWING CHECK
CLASS	200psi	600psi	PN 25-PN 40	PN10-16, JIS10K-16K
Code	425101-	425102-	425502-	425504-
TYPE				
SPECS & REMARKS	ΚΛΑΠΕ ΒΟΛΤΑΣ Ends: Threaded BSP/T max W.P.: 13kgf/cm2 Threaded cap Valve Body:SUS316 (CF8M)	ΑΝΤΕΠΙΣΤΡ.ΕΜΒΟΛΟΥ ΒΟΛΤΑΣ Ends: Threaded BSP/T max W.P.: 40kgf/cm2 With spring Valve Body:SUS316 (CF8M) Disc Seat:PTFE	ΑΝΤΕΠ.ΔΙΣΚΟΥ ΕΛΑΤΗΡΙΟΥ Wafer acc. DINPN10-PN40. max W.P.: 40kgf/cm2 Single Plate, Spring Return Ball:SUS316 , Seat:PTFE Disc: SUS316	ΚΛΑΠΕ WAFER ΜΙΚΡΟΥ ΜΗΚ. Wafer acc. DINPN10/16, JIS JIS 5K/ 10K/ 16K max W.P.: 16kgf/cm2 Without or with spring Valve Body:SUS316 (CF8M) Disc:SS316 , Seat:VITON (PTFE)
	SIZE	1/2inch-3inch	1/2inch-2inch	DN15-DN150


ITEM	DUAL PLATE CHECK WAFER	TILTING DISC CHECK	GATE VALVE FLANGED	GLOBE VALVE FLANGED
CLASS	PN16, ANSI 150, JIS16K	DIN PN16-PN40	DINPN16, 150RF, JIS16K	DINPN10, 150RF, JIS16K
Code	425509-	425505-	3352xx-	3552xx-
TYPE				
SPECS & REMARKS	ΑΝΤΕΠΙΣΤΡ. 2ΠΛΟΥ ΔΙΣΚΟΥ Wafer acc. DIN PN16, ANSI 150LB, JIS 5K, JIS 10K, JIS 16K Valve Body:SUS316 (CF8M) Disc Mtl:Stainless Steel SS316 Seat Mtl: PTFE, Metal to Metal	ΚΛΑΠΕ WAFER ΜΕΓΑΛ.ΜΗΚ. Wafer acc. DIN PN10-PN40 max W.P.: 40kgf/cm2 Oblique seating Metal seating Valve Body:CF8M (sss316) Disc : Stainless Steel 316	ΒΑΝΑ (ΣΥΡΤΟΥ) ΦΛΑΝΤΖΩΤΗ Flanged ends : DIN-PN16, ANSI150RF, JIS10K/16K Rising Stem, O.S.& Y, Non rising Handwheel Body:CF8M (SS316) Trims: SS316	ΕΠΙΣΤΟΜΙΟ ΦΛΑΝΤΖΩΤΟ Flanged ends : DIN-PN16, ANSI150RF, JIS10K/16K Rising Stem, O.S.& Y, Rising Handwheel Body:CF8M (SS316) Trims: SS316
	SIZE	50A-600A	DN50-DN300	DN50-DN300


ITEM	KNIFE GATE VALVES, ORBINOX
CLASS	DIN-PN10 (150RF)
Code	3455xx-
TYPE	 
SPECS & REMARKS	ΒΑΝΕΣ ΜΑΧΑΙΡΩΤΕΣ ΠΛΗΡΩΣ ΑΝΟΞΕΙΔΩΤΕΣ Applicable Flanges acc DIN-PN10 (on request 150RF) Valve Body:Stainless Steel, CF8M Disc: Stainless Steel, CF8M Seat: Metal to Metal, PTFE Operation: Handwheel, with Pneumatic or Electric Actuator.
	SIZE

TOMOE BUTTERFLY VALVES

ΔΙΚΛΕΙΔΕΣ ΠΕΤΑΛΟΥΔΑΣ ΟΙΚΟΥ ΤΟΜΟΕ

Model	700G (wafer), 705G (semi-lugged), 704G (full-lugged)		
ENDS	WAFER, SEMI-LUGGED, FULL-LUGGED		
TYPE			
SPECS & REMARKS	<p align="center">ΔΙΚΛΕΙΔΕΣ ΠΕΤΑΛΟΥΔΑΣ 700G, 705G, 704G</p> <ul style="list-style-type: none"> • Applicable Flanges: DIN PN10/16, JIS5K & JIS10K, ANSI-125/150LB, BS4504-NP10, NP16, BS10"E" • Face to Face: API609 & ISO 5752series20 • Body: Ductile Iron FCD450, Cast Iron FC250, Cast Steel on request • Disc Material: Stainless Steel SCS14 (SS316) & SCS13 (SS304), Aluminium Bronze CAC702, PPS, Nylon Coating, FCD450+HCP • Working Conditions depending on size and seat ring. Please consult us. • Operation: Lock Lever, Worm Gear, Center Handle, Pneumatic Actuator. 		
SIZE	DN40-DN600		

Model	722F / 720F	700S (700E, 700K)	302Y (METAL SEATED) , 304Y (RPTFE SEATED)
CLASS	Pressure Rating 10bar	Pressure Rating 10bar	Pressure Rating 20 bar
ENDS	DOUBLE FLANGED	WAFER, LUGGED	WAFER, LUGGED
TYPE			
SPECS & REMARKS	<p align="center">ΦΛΑΝΤΖΩΤΗ 722F/720F</p> <p>Flanges: JIS10K & JIS5K max. W.P.:1.0MP Body: Cast Steel SCPH2 Disc: Stainless Steel SCS13 Seat: NBR, EPDM Operation as per 700G series</p>	<p align="center">700S (ΟΛΙΚΟ ΜΗΚΟΣ JIS)</p> <p>JIS 10K & JIS5K JIS LENGTH Body: Cast Iron FC250 Disc: Stainless Steel SCS13 Seat: NBR, EPDM Operation as per 700G series</p>	<p align="center">302Y & 304Y ΥΨΗΛΗΣ ΠΙΕΣΗΣ - ΘΕΡΜΟΚΡΑΣΙΑΣ</p> <ul style="list-style-type: none"> • Body Pattern: Wafer ,Lugged • Pressure Rating:20bar • Flange Standards:ANSI150, PN6/10/16, JIS 5K/10K/16K/20K • Body Materials: Ductile Iron FCD450, Cast steel WCB, 304SS, 316SS • Disc Materials: 304SS, 316SS • Body Seat:304SS,RPTFE • Temperature Rating:-20°Cto+250°C • Operation:Manual, Electric, Pneumatic.
SIZE	DN50 - DN1350 (2" - 54")	DN50-DN600&DN650-DN1350	DN40-DN300

ITEM	846T-847T (LINED)	731P/732P	773Z (Aluminium)
CLASS	Pressure Rating 10bar	Pres. Rating:16bar/20bar	Pressure Rating 10bar
ENDS	WAFER, LUGGED	WAFER, LUGGED	WAFER, LUGGED
TYPE			
SPECS & REMARKS	<p align="center">846T & 847T, ΕΠΕΝΔΕΔΥΜΕΝΗ</p> <p>Body Pat.: Wafer/Lugged Flange Std:ANSI125/150, PN6/10/16, JIS5K/10K Body: Ductile Iron FCD450 Disc:PFA,PTFE, Seat: PFA/PTFE</p>	<p align="center">731P & 732P</p> <p>Body Pat.: Wafer/Lugged Flange Std:ANSI125/150, PN6/10/16, JIS5K/10K Body: FCD450, WCB Disc: 316SS, ALU. Seat: NBR, EPDM</p>	<p align="center">773Z, ΑΛΟΥΜΙΝΙΟΥ</p> <p>Body Pat.: Wafer Flange std:ANSI150, PN10/16, JIS10K/16K Body:Aluminium Disc:316SS, PPS Seat: NBR, EPDM</p>
SIZE	DN50-DN300	DN50-DN600	DN40-DN300

TLV Steam Traps & Control Valves

ΥΑΙΚΑ ΤΟΥ ΟΙΚΟΥ TLV

ENERGY CONSERVATION , FLUID CONTROL EQUIPMENT AND INSTRUMENTATION FOR FLUID FLOW MEASUREMENT



COS-SERIES



COSR-SERIES



DR20



MC-COSR & MC-COS series



CV-COSR & CV-COS series

PRESSURE CONTROL VALVE FOR STEAM

MULTI-CONTROL VALVE



A3N



P46SRN



PS6S



HR80A



LA21



VA/VAS



LA13L

THERMODYNAMIC STEAM TRAPS (Disc Type)

AIR VENTS



J3X-J5X



J7.5X



SSJ SERIES



SS-SERIES



FS V SERIES

MECHANICAL STEAM TRAPS-FREE FLOAT STEAM TRAPS



L21-L32



LV-series



LEX3N-TZ

THERMOSTATIC STEAM TRAPS



DC35



DC7

SEPARATOR (for STEAM)



**GT & GP SERIES
CONDENSATE RECOVERY**



M4/SM/CM V1/V2
MANIFOLDS

OTHER TLV PRODUCTS

- Control Valves , Controllers •Safety Valves •Filters
- Strainers, Sight Glasses, Check Valves
- Vortex Flow Meters
- Air and Drain Traps
- Vacuum Heating Systems
- Steam Compressor
- Maintenance Instruments
- Packaged Systems
- Engineering Software

TLV ToolBox

Steam system calculations



TLV A Steam Specialist Company

PIPES & TUBES

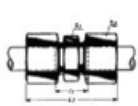


- **SEAMLESS CARBON STEEL PIPES** according ASTM /ASME/API
 Standards acc. ANSI/ASME B36.10 & B36.19
 Material Specification acc. ASTM A106 GrB (Gr C & Gr A), API 5L Gr B,
 ASTM A53, ASTM A335 and ASTM A333 in various grades
- **SEAMLESS CARBON STEEL PIPES** according DIN /EN
 Construction acc. DIN EN 10220/DIN EN1026-1 etc. (old DIN 24428,
 DIN1629/DIN19175, DIN2391, DIN 1630)
 Material Specification:
 P235TR1 (St37.0), S355J2H (St52-3), P235GH TC1 & TC2 (St35.8/I&III)
 16Mo3 (15Mo3), 13CrMo4-5(13CrMo44), X10CrMoVNb9-1
- **STAINLESS STEEL PIPES SEAMLESS OR WELDED**
 Construction acc. ASTM A312, ASTM A778, ASTM A269, DIN 17455,
 DIN 17456, DIN 17458
 Dimensions acc: ANSI B36.19, DIN 2463/EN1127, DIN2391
 Material Specification:
 SS304/L, SS316/L, 1.4571, 1.4541
- **WELDED STEEL PIPES** acc.:
 DIN 2440, DIN2440, API 5L Gr B

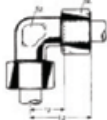
COMPRESSION TUBE FITTINGS

For High Pressure

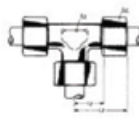
- **SPECIFICATION:** DIN2353
- **MATERIAL:** Carbon Steel, 1.4571/316Ti
- **PRESSURE RATING:** up to 630bar




UNION



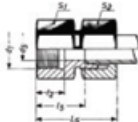
UNION ELBOW



UNION TEE



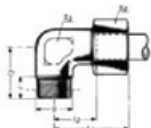
REDUCING UNION



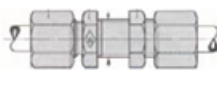
ADJUSTABLE RED.



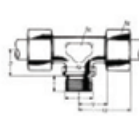
MALE STUD COUPL.



MALE STUD ELBOW



BULKHEAD UNION

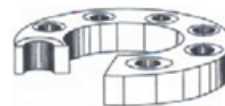


MALE STUD TEE

- **OTHER FITTINGS:**
- Female Conector ● Male Bulkhead Connector
- Female Elbow ● Male Run Tee ● Union Cross

FLANGES

- **SPECIFICATION & CLASS:** DIN/EN, ANSI, JIS
- **MATERIAL:** St 37.2, C22, ASTM A181 Gr.I
 ASTM A105, SS304/L, SS316/L



FLAT-SLIP ON FLANGE



SLIP ON FLANGE



WELDING NECK FLANGE



BLIND FLANGE



SOCKET WELD FLANGE



THREADED FLANGE

ENDS/FACES: RF (Raised Face), FF (Flate Face),RJ or RTJ (Ring Joint)

FITTINGS

ΕΞΑΡΤΗΜΑΤΑ

Wrought Steel Butt-Welding Fittings

Carbon & Alloy Steel

 90-ELBOW LONG	 45-ELBOW LONG	 180-ELBOW LONG
 90-ELBOW SHORT	 TEE EQUAL	 TEE REDUCING
 CONCENTRIC REDUCER	 ECCENTRIC REDUCER	 CAP

Stainless Steel Butt-Welding Fittings

SS316/L & SS304/L

 90-ELBOW LONG	 TEE EQUAL	 45-ELBOW LONG
 180-ELBOW LONG	 CONCENTRIC REDUCER	 ECCENTRIC REDUCER
 TEE REDUCING	 LAP JOINT STUB ENDS	 CAP

Forged Steel Fitting Class 3000 & 6000

Threaded & Socket Welding

 90 ELBOW	 45 ELBOW	 STREET ELBOW	 EQUAL TEE	 CROSS
 UNION	 UNION MALE FEMAL	 HEX PLUG	 ROUND HEAD PLUG	 SQUARE HEAD PLUG
 COUPLING	 HALF COUPLING	 REDUCING COUPLING	 PIPE CAP	 REDUCING INSERT
 WELDING BOSSES	 HEX NIPPLE	 REDUCING HEX.NIPPLE	 PIPE NIPPLES	
 CONC. SWAGE NIPPLES	 ECC. SWAGE NIPPLES	 WELDED OUTLET	 SW OUTLET	 THREADED OUTLET

- ANSI B16.9
- ANSI B16.28
- ANSI B36.10
- ASTM A 234
- ASTM A 381
- ASTM A 403
- ASTM A 420
- ANSI B31.4
- ANSI B31.8
- ASME B16.11
- MSS SP 43
- MSS SP 75
- MSS SP 97
- MSS SP 95
- BS 3799
- API 5L & 5LX
- DIN 1629
- DIN 17175
- DIN 17100
- DIN 17155
- SEW 680



JOHN GIOXAS & Co. SA

Industrial and Marine Supplies

23A ETOLIKOU Str., GR 18545, PIRAEUS, GREECE

Tel.: (+30) 210 4610442, Fax: (+30) 2104610446

e-mail: mail@johngioxas.com.gr

www.johngioxas.com.gr



ΙΩΑΝΝΗΣ ΓΙΟΞΑΣ

& ΣΥΝΕΡΓΑΤΕΣ Α.Ε.

ΜΗΧΑΝΟΛΟΓΙΚΟΣ - ΝΑΥΤΙΛΙΑΚΟΣ ΕΞΟΠΛΙΣΜΟΣ

ΑΙΤΩΛΙΚΟΥ 23Α, 18545 ΠΕΙΡΑΙΑΣ

Τηλ.: 210 4610442, Fax: 210 4610446

e-mail: mail@johngioxas.com.gr